




Dear Family,

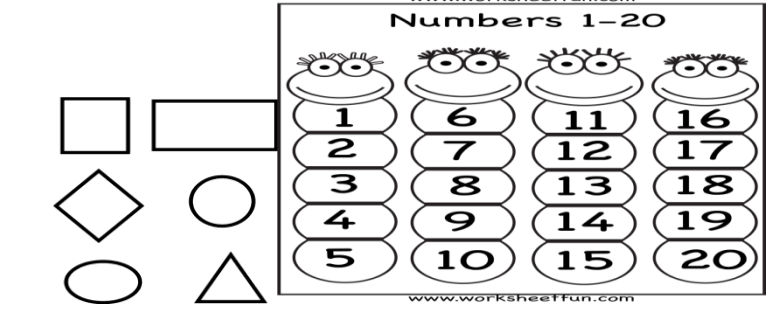
I am in need of your help to be successful over the summer. The long vacation from school can cause me to have a huge gap in my educational progress if I don't actively keep practicing everything that I learned in school this year. Please see my 4 Picture Messages below and the Summer Enrichment Packet for other ideas to keep me academically engaged and challenged all summer long.

Here's My Summer to Do List:

1. Read and Write Daily *Practice spelling and writing My Name	2 .. Continue to practice Alphabet Recognition and Writing the upper and lower case letters of the Alphabet.
 	 <p>Online Resources: www.abcmouse.com www.abcya.com www.starfall.com</p>
3...Continue practicing shape, color and number recognition. Practice writing numbers and drawing shapes.	4.... Continue practicing Alphabet Sounds and Rhyming Words *thephonicsking.com *youtube.com

www.worksheetfun.com

Numbers 1-20



www.worksheetfun.com


This worksheet includes a grid of numbers 1-20, each with a cartoon face, and a separate section with various geometric shapes: square, rectangle, diamond, circle, oval, and triangle.

ALPHABET SOUND CHART

Aa	Apple	Bb	Button
Cc	Camera	Ee	Egg
Dd	Die	Ff	Flower
Gg	Gum	Hh	Heart
Ii	Ice cream	Jj	Jeans
Kk	Kite	Ll	Light bulb
Mm	Marker	Nn	Noodle
Oo	Octopus	Pp	Puzzle
Qq	Question mark	Rr	Rainbow
Ss	Star	Tt	Tree
Uu	Umbrella	Vv	Van
Ww	Worm	Xx	X-ray
Yy	Yo-yo	Zz	Zebra

Copyright © 2014 Maria Montez www.kinderworksheets.com

Summer Homework 1


<p>Sing the abc song to a family member. Try to write the alphabets as you sing the song!</p>	<p>Sort a bag of gummy bears/colored candies (color, size) then count the number in each pile. Talk about which one has less/more/equal?</p>	<p>Count your numbers from 1-20 to a family member. Challenge yourself to go further. See how far you can count!</p>	<p>Eat a popsicle!! Talk about what happens as you bite into it, as you suck on the ice, and why it melts.</p>	<p>Draw a picture of fireworks or a summer event you've seen or would like to see.</p>	<p>Visit the local library. Sign-up for a library card and check out some new books to read.</p>
<p>Read for 20 minutes, Talk about the author and illustrator of the book. What do they do?</p>	<p>Visit the beach, collect seashells and sort them based on their color, size, shape, etc. Count the shells. Talk about which is the most common?</p>	<p>Read a book for 20 minutes. Identify an event that happened in the story.</p>	<p>Follow a simple recipe and cook a meal together. Recall what you did first/second/third.</p>	<p>Circle the letters in your name on a cereal or food box. Talk about the sounds that each letter makes. Identify some middle/last name letters.</p>	<p>Help your child look through old books in your home. Copy some letters/words you can find.</p>
<p>Make a pattern using your family's shoes or socks. Describe the pattern using letters: AB, ABC, ABBC, AABC</p>	<p>Read a book for 20 minutes. Discuss the ending of the story. Make a prediction of what might happen next.</p>	<p>Write upside down! Tape a piece of paper under a table, lie on your back with a pencil and write or draw a picture.</p>		<p>Visit the library. Take out a book about summer. Read it together and talk about it.</p>	<p>Visit a grocery store and talk about what happens there. Take pictures!</p>
<p>Read for 20 minutes, Talk about the author and illustrator of the book. What do they do? How do the pictures relate to the words?</p>	<p>Play a board game that uses a spinner or dice. Be sure to practice counting!</p>	<p>Using scissors, cut out letters in your name from newspapers and magazine. Then find pictures of objects that begin with those letters. Paste them on paper and make a name picture.</p>	<p>Conduct an experiment. Put some ice outside on a hot day. Predict what will happen, make an observation of what is happening, and then make a conclusion about why it melted.</p>	<p>Read a book several times together. Then ask your child to retell the story using their own words.</p>	<p>Take a trip on the train/bus/taxi. Share your experience.</p>
<p>READ A BOOK FOR 20 MINUTES. ENTER RESPONSE IN SUMMER BREAK HOMEWORK SHEET JOURNAL 1</p>	<p>Go on a shape hunt. Count how many of each shape you find. Talk about which shape you found the most/least?</p>	<p>Cut out lines (----) and curves (()) from paper. Use them to make your name, letters and numbers.</p>	<p>Make waves in a bottle! Fill a water bottle half way with blue colored water, add some oil, and shake! Watch what happens, then talk about it.</p>	<p>Write or draw about how you feel today and why. Predict how you might feel tomorrow. Why?</p>	<p>Visit the local Fire Station. Take pictures!</p>

*As you complete an activity, color in the box to show your progress.

* **NOTE:** PLEASE MAKE SURE TO COMPLETE HOMEWORK MARKED "JOURNAL 1" in the attached Summer Break Homework sheet and return to your child's teacher on the first day of school.

*Do you want a challenge? Items in red are activities to help challenge your child to the next level!

Summer Homework 2

<p>Make up a story and share with a family member.</p>	<p>Go on a number hunt. Write down the numbers that you find. <i>Add the numbers together to make a larger sum</i></p>	<p>Use your favorite cereal to make the letters in your name. <i>Make a family member's name or words you know how to write.</i></p>	<p>Make homemade play-dough with your child. <i>Allow child to read out recipe</i></p>	<p>Turn off the lights and read together with a flashlight. <i>Let your child read to you.</i></p>	<p>Visit the post office, take a picture.</p>
<p>Plant a flower seed and talk about how it will grow. Write a journal/draw a picture of what they think will happen.</p>	<p>Ask questions and collect data. Make a graph of the data. (Favorite food, favorite color, boys/girls in family) Don't forget to write down the numbers as you count how many!</p>	<p>Write your name, letters, and numbers in shaving cream on the table or in a cookie try.</p>	<p>Read for 20 minutes. Decide on a new title for the story.</p>	<p>Go to the movies to see a new movie. Talk about the movie afterwards and write a about it.</p>	<p>Visit a pizzeria. Take a picture. <i>Illustrate and write about your experience</i></p>
<p>Talk about your favorite food to someone in the family. Share how to make the food with the person.</p>	<p>Do jumping jacks. Count them as you do them. <i>Try counting up (1,2,3) and down (5,4,3,2,1) as you do them.</i></p>		<p>Look around the house. Take note of the shapes you can find. Take a walk around your neighborhood. <i>Compare the shapes you saw. Are they the same/different?</i></p>	<p>Use toy cars to drive the letters of the alphabet, say the letter sound and name things that begins with the letter.</p>	<p>Read a book and describe your favorite character from it.</p>
<p>Play a walking game. Ask, how many steps will it take to get to _____? (door, stairs, refrigerator, etc) Record the number of steps on a piece of paper. <i>Compare which one has the most/least steps?</i></p>	<p>Make a picture of the people in your family. Name them and count them.</p>	<p>Create a salt tray, using salt and a baking tray. Write your name, letters, and numbers in the salt using finger, paintbrush, or pencil.</p>	<p>Count how many bugs you find in your yard today.</p>	<p>Use play-dough to make your name, letters, and numbers. <i>Use play-dough to make a friend's name.</i></p>	<p>Visit a restaurant, have a sit down dinner, talk about the menu. Take pictures!</p>
<p>Make a portrait of yourself! <i>Remember to include all the parts of your body.</i></p>	<p>Collect a rock for each member of the family. Try to find different sizes for each family member (big=daddy, small=baby)</p>	<p>Use sidewalk chalk outside. Write your name, letters, and numbers on the driveway or sidewalk.</p>	<p>READ A BOOK FOR 20 MINUTES. ENTER RESPONSE IN SUMMER BREAK HOMEWORK SHEET JOURNAL 2</p>	<p>Act out a familiar story together.</p>	<p>Visit the local Zoo. Take pictures!</p>

*As you complete an activity, color in the box to show your progress.

* **NOTE:** PLEASE MAKE SURE TO COMPLETE HOMEWORK MARKED "JOURNAL 2" in the attached Summer Break Homework sheet and return to your child's teacher on the first day of school.

*Do you want a challenge? Items in red are activities to help challenge your child to the next level!